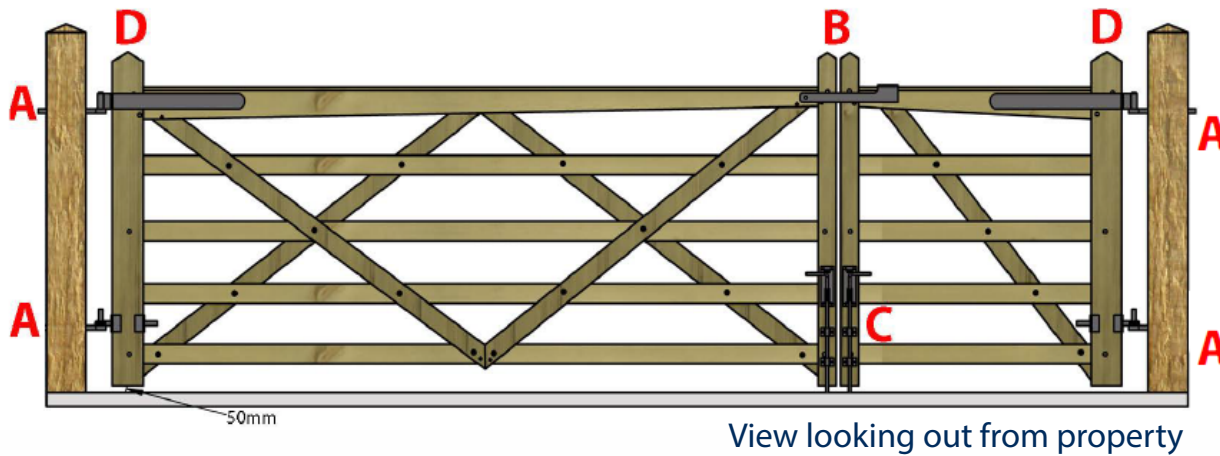


# PAIR OF 5 BAR GATES HUNG BETWEEN POSTS



**CHARLTONS**  
QUALITY INGRAINED  
GATES AND FENCING



- A** = Adjustable double strap field hinge set
- B** = Loop over latch
- C** = Pair of drop bolts & sockets (one for each gate)
- D** = Hanging stile

Sizes given are quoted using the fittings supplied by Charltons and are a guide only.

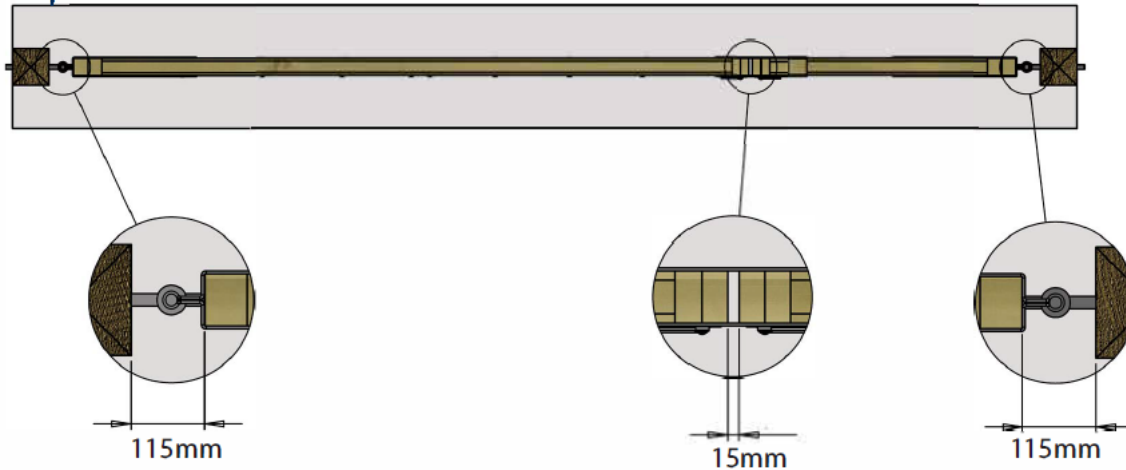
We recommend an experienced installer fit manual gates and a qualified installer fits automated electric gates.

Automated gates **must** have a heavy duty rail.

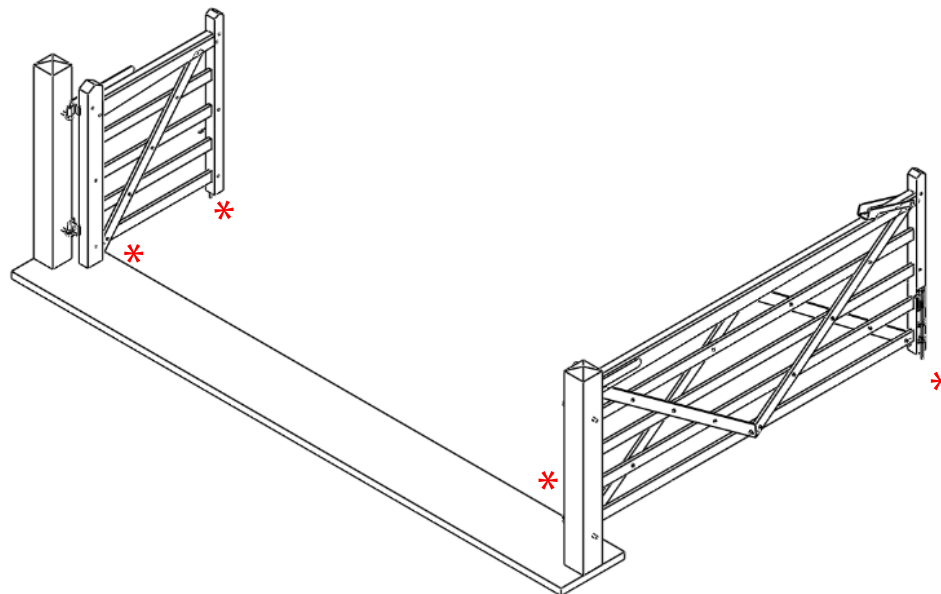
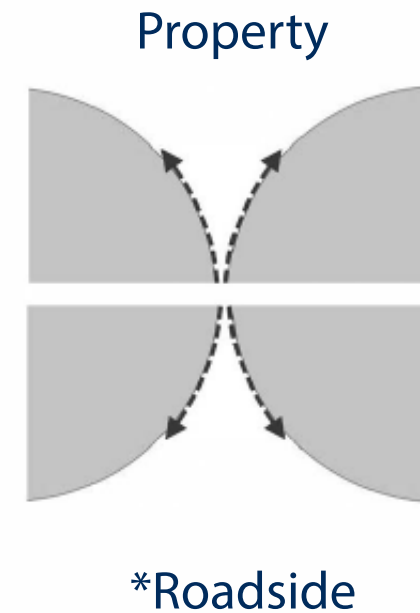
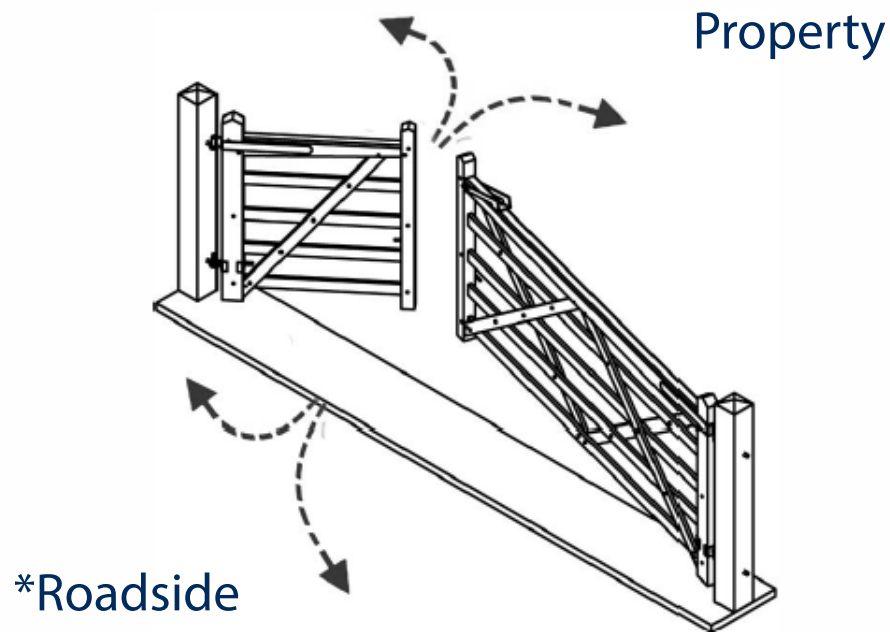
Gates must be hung from the larger hanging stiles (**D**) unless it is a universal gate with both stiles the same size.

Drop bolts must be fitted with the socket set. If gate is being left in the open position a drop bolt & socket should be fitted so that the drop bolt can be used to secure the gates whilst open (no more than 90° degrees to the post so that the gate does not bend or excess pressure put on the hinges). Leaving the drop bolt loose, especially in gravel, can lead to the gate warping or being damaged.

Top view




Each gate can open 90° degrees into and out of property



\* If the gates are being left in the open position a drop bolt & socket should be fitted to each gate so that the drop bolt can be used to secure the gates whilst open (no more than 90° degrees to the post so that the gate does not bend or excess pressure put on the hinges)

## Fittings for manually installed gates



Adjustable double strap  
field hinge set x 2



Loop over latch



Drop bolt & socket gate  
(extra sockets required if gate(s)  
to be left in open position)

### Recommended posts

Gate Width	Gate Height	Post Recommended
3'0" - 915mm to 4'0" - 1220mm	3'7" - 1090mm	7' x 5" x 5" - 2.1m x 125mm x 125mm
5'0" - 1525mm to 7'0" - 2130mm	3'7" - 1090mm	7' x 6" x 6" - 2.1m x 150mm x 150mm
8'0" - 2440mm to 14'0" - 4270mm	3'7" - 1090mm	7' x 7" x 7" - 2.1m x 175mm x 175mm

### Treatment

Pressure treatment protects the timber against wood rot and insect attack. These treatments do not provide all round protection against weathering. The elements and UV rays will slowly degrade the effectiveness of the pressure treatment. We therefore recommend that all planed timber gates are treated with a modern UV Oil. This is particularly important when hanging a pair of 5 Bar gates as it will help alleviate potential warping due to weathering and UV rays.

For more information please visit <https://charltonsgates.com/timber-treatment-gate-care/>