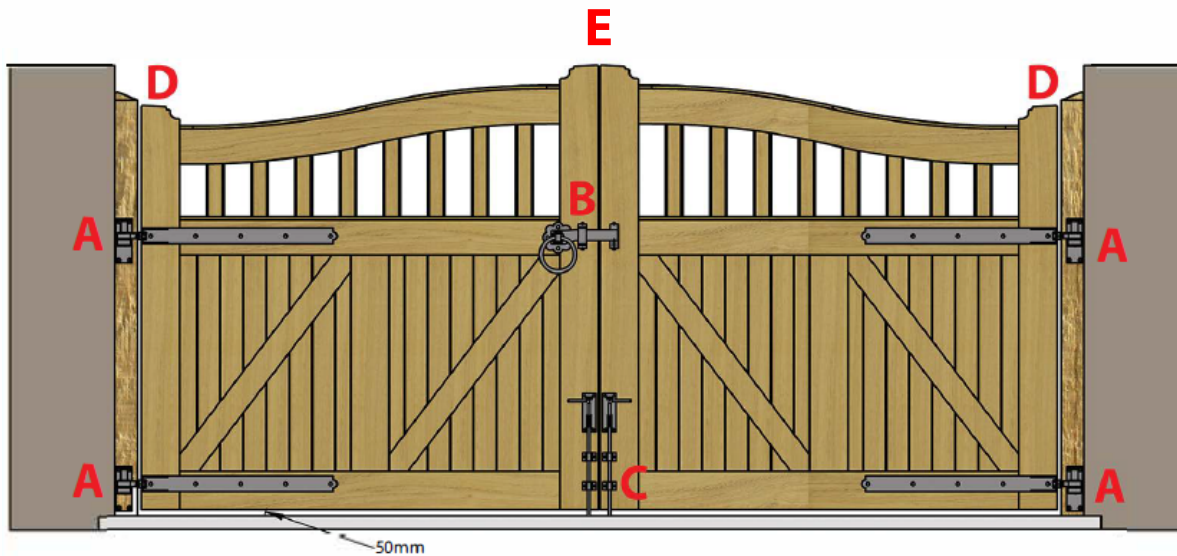


PAIR OF DRIVEWAY GATES HUNG BETWEEN WALL/PILLARS

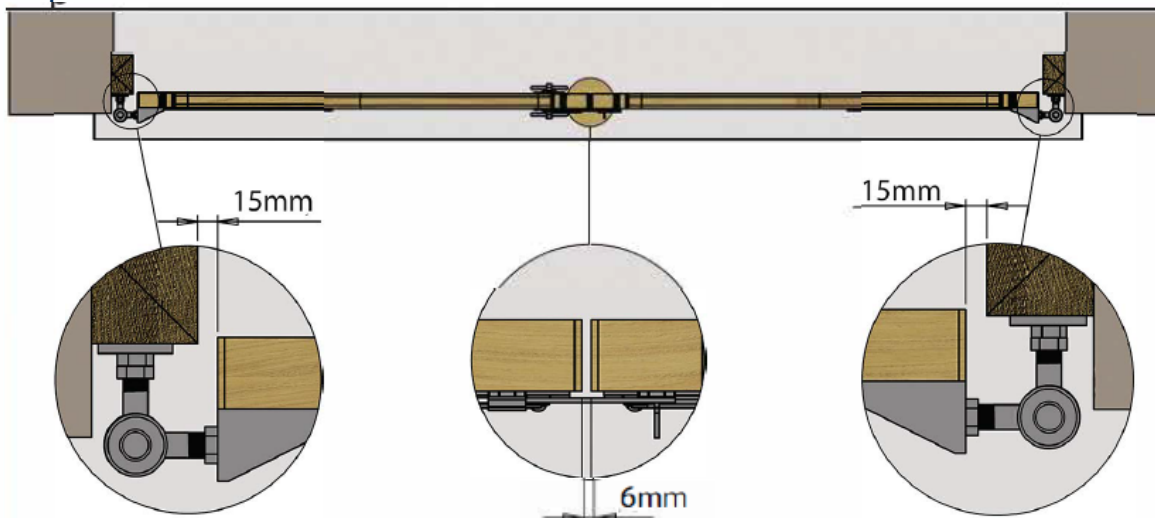


CHARLTONS
QUALITY INGRAINED
GATES AND FENCING



View looking out from property

Top view



- A** = 30" 2 way adjustable band & hook hinge set
- B** = Ring latch
- C** = Pair of drop bolts (one for each gate)
- D** = Hanging stile

Sizes given are quoted using the fittings supplied by Charltons and are a guide only.

We recommend an experienced installer fit manual gates. Gates must be hung with the braces rising from the hanging stiles the hanging stiles (**D**).

Automated electric gates **must** have a heavy bottom duty rail. Gates should be fitted by a qualified installer.

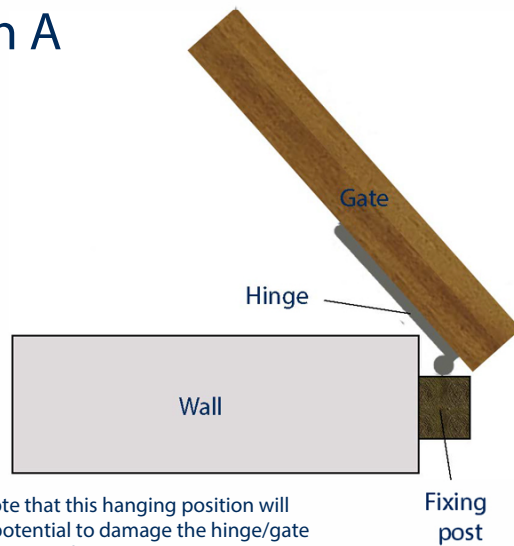
If the gate is rebated the same tolerances apply.



E = gate rebate

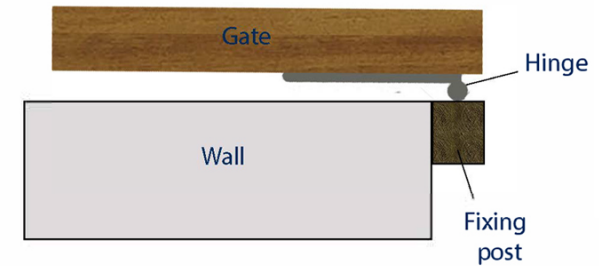
The position of a fixing stile/wall plate against the wall will determine how far the gate(s) open (assuming no object blocks the swing of the gate).

Position A




*Please note that this hanging position will have the potential to damage the hinge/gate if left to swing without a gate stop

Position B



Position C



Fittings

(for manually installed gates)



30" 2 way band & hook adjustable hinge set x 2



Ring Latch



Drop bolt x 2
(each gate)

Recommended posts

Gate Width	Gate Height	Post Recommended
3'0" - 915mm	4'0" - 1220mm	7' x 5" x 5" - 2.1m x 125mm x 125mm
	5'0" - 1525mm	8' x 5" x 5" - 2.4m x 125mm x 125mm
	6'0" - 1830mm	9' x 5" x 5" - 2.7m x 125mm x 125mm
4'0" - 1220mm	4'0" - 1220mm	7' x 5" x 5" - 2.1m x 125mm x 125mm
	5'0" - 1525mm	8' x 5" x 5" - 2.4m x 125mm x 125mm
	6'0" - 1830mm	9' x 5" x 5" - 2.7m x 125mm x 125mm
5'0" - 1525mm	4'0" - 1220mm	7' x 6" x 6" - 2.1m x 150mm x 150mm
	5'0" - 1525mm	8' x 6" x 6" - 2.4m x 150mm x 150mm
	6'0" - 1830mm	9' x 6" x 6" - 2.7m x 150mm x 150mm
6'0" - 1830mm to 9'0" - 2740mm	4'0" - 1220mm	7' x 7" x 7" - 2.1m x 175mm x 175mm
	5'0" - 1525mm	8' x 7" x 7" - 2.4m x 175mm x 175mm
	6'0" - 1830mm	9' x 7" x 7" - 2.7m x 175mm x 175mm

Treatment

Pressure treatment protects the timber against wood rot and insect attack. These treatments do not provide all round protection against weathering. The elements and UV rays will slowly degrade the effectiveness of the pressure treatment. We therefore recommend that all planed timber gates are treated with a modern UV Oil. This is particularly important when hanging a pair of 5 Bar gates as it will help alleviate potential warping due to weathering and UV rays.

For more information please visit <https://charltonsgates.com/timber-treatment-gate-care/>